

4th Grade Summer Reading Assignment

Students are required to read **one chapter book by author Beverly Cleary** and to complete a “Flipbook” book report for their chosen book. I have attached a list of Beverly Cleary books. Please choose a book from this list.

Your child will also be required to complete a **summer reading log** that will record their time spent reading during the summer. In addition to the Beverly Cleary book for the book report, students are asked to read at least **5 books** of their choice and record them on the attached “Summer Reading Log”. The 5 books of choice do not have to be a chapter book. These books can be picture books, as long as the book is an Accelerated Reader Level of 2.3 or higher! The book report and reading log are due on the first day of school.

Attached you will find:

- ❖ Beverly Cleary Book List
- ❖ Beverly Cleary website information
- ❖ Material List for Book Report (Flipbook)
- ❖ Instructions for the Book Report (Flipbook)
- ❖ Book Report (Flipbook Pages)
- ❖ Summer Reading Log

Have a wonderful summer!

Happy Reading!



Beverly Cleary Book List

Ramona Quimby, Age 8

Ramona The Pest

Ramona The Brave

Socks

Ribsy

Ralph S. Mouse

Beezus and Ramona

Henry and Ribsy

Ramona and Her Mother

Ramona and Her Father

Remember, you must read one book from the list and complete the attached book report (Flipbook).

Beverly Cleary Website

www.beverlycleary.com

Materials Needed for Book Report

Copy of pages for Flipbook

Glue

Scissors

Colored Pencils, Crayons, or Markers

Instructions for Flipbook

1. Make a copy of each of the pages for Flipbook.
2. Complete each page of the Flipbook.
3. Cut out pages of Flipbook.
4. Arrange pages from smallest to largest and glue or staple at top. There are 5 pages in completed Flipbook.

4th Grade Summer Reading Log

Name_____

[illegible]

Name: _____	Date: _____
<h1>Sample of Finished Book</h1>	
<h2>Story Setting</h2>	
<h2>Characters</h2>	
<h2>Main Events</h2>	
<h2>My Opinion</h2>	


Name: _____	Date: _____





Cover

1. Write the title and author of your book on cover.
2. Illustrate the cover with a picture to go with your book.
3. Be creative!
4. Be neat.

Flip Book Page 1

glue here	
<p>Where did the story take place?</p> <hr/> <hr/> <hr/> <hr/>	<div><p>Draw a picture of the setting.</p></div>
<h1>Story Setting</h1>	

glue here	
<p>WHO were the main characters? Draw them.</p>	
<div><hr/></div>	<div><hr/></div>
<h1>Characters</h1>	

glue here

Tell about three important events in the story.

Event #1: _____


Event #2: _____

Event #3: _____

Main Events

glue here

What was your favorite part?



**Draw a picture of your
favorite part.**

How many stars would you give this book?



My Opinion